

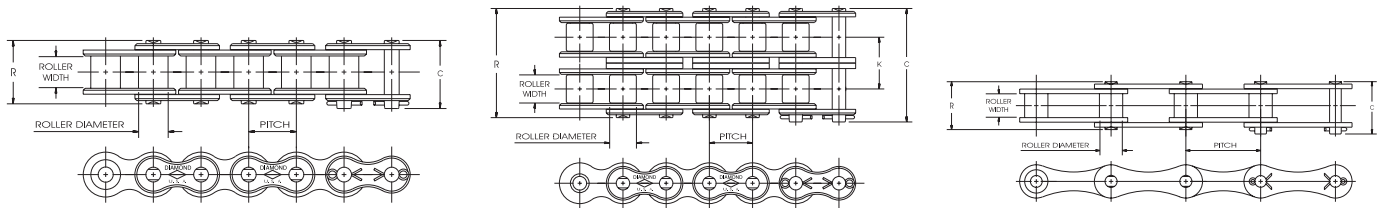
SPECIAL LUBRICATED CHAIN

Chain Descriptions and Dimensions

When the environment or location of your roller chain drive is such that regular lubrication is not possible or practical, consider Diamond Chain's Special Lubricated chains. Diamond offers three types of chain designed specifically to deliver the highest level of performance – even in applications that can't or don't receive proper lubrication.

DURALUBE® Chain

For applications where regular lubrication is a challenge, DURALUBE can offer a longer lasting solution. This chain is constructed using a one-piece powdered metal bushing/roller combination which has lubricant drawn in under vacuum. In service, this lubricant is released and provides supplemental lubrication to the pin/bushing joint between regularly scheduled maintenance. Generally, the wear life of DURALUBE chain can be five times that of standard (initially lubricated only) chain.



Dimensions in Inches and Pounds

Diamond Number	Pitch Inches	Roller Width	Roller Diameter	Pin Diameter	Link Plate Thickness	C	R	K	Weight Per Foot	Average Tensile Strength
40-DL	1/2	5/16	.312	.156	.060	.72	.6740	3300
40-2-DL	1/2	5/16	.312	.156	.060	1.29	1.24	.566	.81	6600
50-DL	5/8	3/8	.400	.200	.080	.89	.8365	5200
50-2-DL	5/8	3/8	.400	.200	.080	1.60	1.55	.713	1.27	10400
60-DL	3/4	1/2	.469	.234	.094	1.11	1.0495	7400
60-2-DL	3/4	1/2	.469	.234	.094	2.01	1.94	.897	1.85	14800
80-DL	1	5/8	.625	.312	.125	1.44	1.32	1.60	13000
2040-DL	1	5/16	.312	.156	.060	.76	.6830	3300
2050-DL	1 1/4	3/8	.400	.200	.080	.92	.8447	5200
2060-DL	1 1/2	1/2	.469	.234	.094	1.11	1.0570	7400

Attachments for pin link only. Consult Diamond for standard attachment availability.

Due to the nature of DURALUBE chain's construction, the following speed and temperature limitations should be considered prior to the chain's selection or installation.

Single-Pitch	Max. Speed
#40	1300 ft/min
#50	1000 ft/min
#60	850 ft/min
#80	650 ft/min

Ambient temperature should not exceed 120° F.

Double-Pitch	Max. Speed
All	600 ft/min

Ambient temperature should not exceed 120° F.

SPECIAL LUBRICATED CHAIN

Chain Descriptions and Dimensions

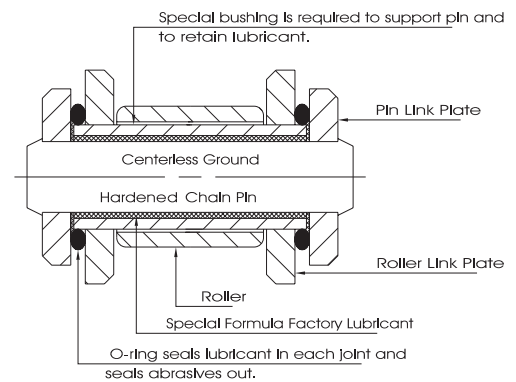


RING LEADER® O-ring Chain

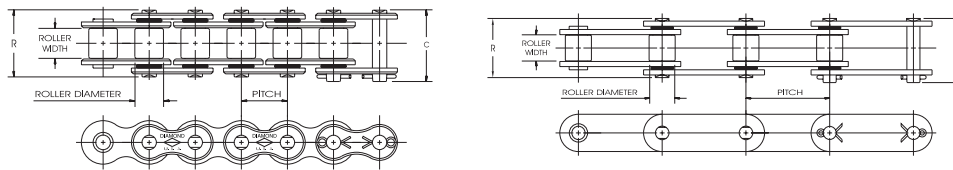
Diamond's RING LEADER O-ring chain is specifically designed for applications that don't permit regular lubrication, requiring the chain to depend entirely upon initial factory lubrication throughout its service life. Depending upon the specific conditions, RING LEADER can provide up to ten times the wear life of standard chain.

Industries such as agriculture, food processing, packaging, printing, textile and chemical processing can introduce contaminants that damage standard chain. Dirt, mud, food particles, paper fines, dust and moisture can cause buildup on the chain and clog the openings on standard roller chain where lubrication enters the pin/bushing area. These contaminants can even get inside the chain, actually damaging the surface of pins and bushings.

RING LEADER O-ring chain is constructed with O-rings that seal a specially formulated lubricant into every joint. This sealed-in lubricant is essential for the chain's optimum wear life and the O-rings also help to seal out and protect the internal surfaces from dirt, contaminants and moisture. Diamond recommends that RING LEADER O-ring chain receive periodic external lubrication to maintain moisture on the external O-ring surfaces and to lubricate roller/sprocket contact surfaces. Note: Standard RING LEADER O-ring chain can routinely operate in ambient temperatures up to 150° F. For higher temperature requirements, special O-rings can be substituted, allowing operation in temperatures of 400° F or greater.



Because the RING LEADER chain lasts up to ten times longer than regular chain, overall economy of operation is improved. With lubrication already sealed into the chain, maintenance expense is lowered. RING LEADER O-ring chain experiences less wear elongation during normal operation, thus providing a longer service life. Life cycle costs of RING LEADER chain can be dramatically less than for standard chain in certain applications which translates into longer lasting roller chain and a real cost savings.



Dimensions in Inches and Pounds

Diamond Number	Pitch Inches	Roller Width	Roller Diameter	Pin Diameter	Link Plate Thickness	C	R	Weight Per Foot	Average Tensile Strength
50 XLO	5/8	3/8	.400	.200	.080	.95	.89	.72	6500
50H XLO	5/8	3/8	.400	.214	.094	1.02	.96	.93	9300
60 XLO	3/4	1/2	.469	.234	.094	1.21	1.13	1.01	7700
80 XLO	1	5/8	.625	.312	.125	1.51	1.41	1.77	13500
100 XLO	1 1/4	3/4	.750	.375	.156	1.83	1.74	2.55	22000
120 XLO	1 1/2	1	.875	.437	.187	2.24	2.12	3.76	30000
140 XLO	1 3/4	1	1.000	.500	.219	2.49	2.35	5.10	42000
160 XLO	2	1 1/4	1.125	.562	.250	2.96	2.82	6.66	52000
C2050 XLO	1 1/4	3/8	.400	.200	.080	.95	.89	.59	6500
C2060H XLO	1 1/2	1/2	.469	.234	.125	1.27	1.21	1.17	7700

Consult Diamond for standard attachment availability.

SPECIAL LUBRICATED CHAIN

Chain Descriptions and Dimensions

DUST STOPPER™ Chain

For applications which require the combined benefits of DURALUBE design construction and RING LEADER style O-rings and a specially formulated lubricant, DUST STOPPER offers the utmost in specialized protection. DUST STOPPER uses a one piece powdered metal bushing/roller combination which has lubricant drawn in under vacuum and is constructed with O-rings that seal a specially formulated lubricant into every joint. Wear life of DUST STOPPER chain is significantly greater than that of standard (initially lubricated only) chain. Due to the nature of DUST STOPPER chain's design and construction, ambient temperature should not exceed 120°F and maximum speed limitations should be considered prior to the chain's selection or installation.

	Max. Speed
40XDLO	1300 ft/min
50XDLO	1000 ft/min
60XDLO	850 ft/min
80XDLO	650 ft/min

- Seals dust, dirt and debris out
- Seals lubrication in
- Very minimal, if any, secondary lubrication required
- Improved wear resistance and toughness
- Combines the advantages of two proven Diamond products:
 - Ring Leader™ O-Ring Chain &
 - Duralube™ Self-lubricating Chain

Dimensions in Inches and Pounds

Diamond Number	Pitch Inches	Roller Width	Roller Diameter	Pin Diameter	Link Plate Thickness	C	R	Weight Per Foot	Average Tensile Strength	Max. Speed ft/min
40XDLO	1/2	5/16	.312	.156	.060	.78	.73	.43	3300	1300
50XDLO	5/8	3/8	.400	.200	.080	.95	.59	.68	5200	1000
60XDLO	3/4	1/2	.469	.234	.094	1.21	1.13	.95	7400	850
80XDLO	1	5/8	.625	.312	.125	1.51	1.41	1.59	13000	650